

Pilot Cleaning Instructions for Vent-Free Gas Products

If the pilot on your vent-free gas product is clogged with dust, dirt, lint, or pet hair, the unit will not work properly. To clean the pilot, we recommend that you use compressed air not greater than 30 PSI. Your local hardware store or home center should carry compressed air in a can. Follow these procedures as well as the instructions on the can of compressed air. If you do not follow these directions, you could damage the pilot.

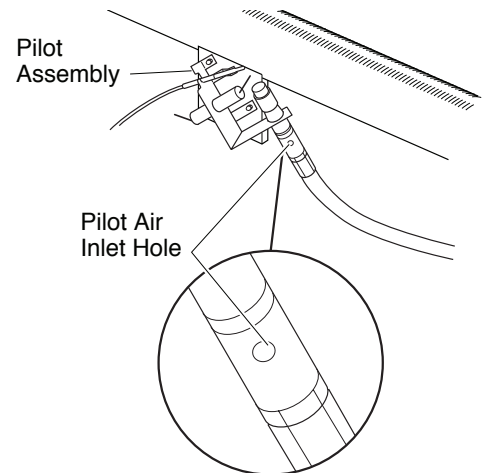
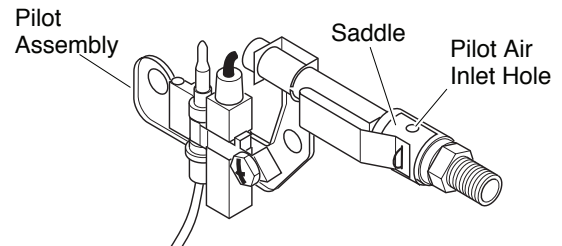
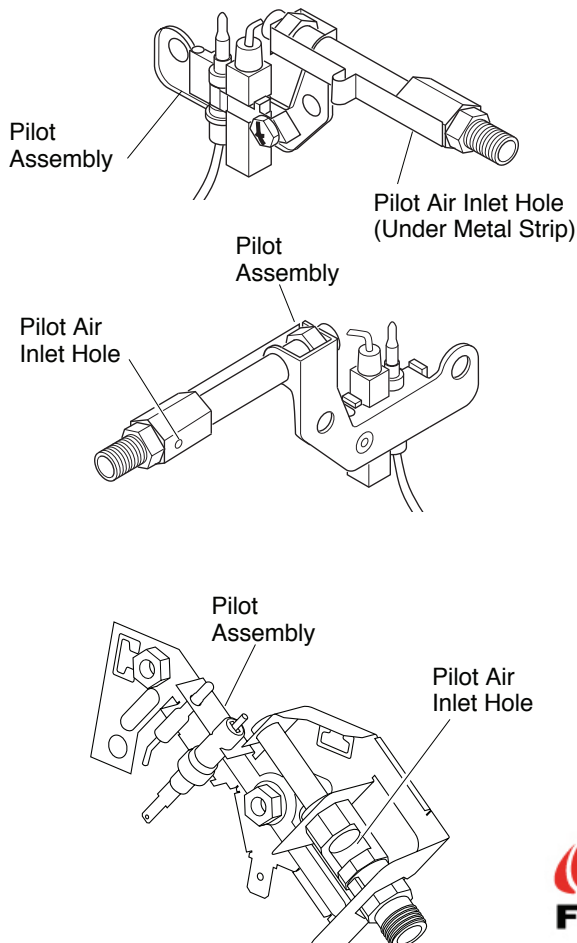
1. Shut off the unit, including the pilot. Allow unit to cool for at least thirty minutes.
2. Position the tube on the can of compressed air.
3. Locate the pilot assembly on your unit. If you have a wall heater you will need to remove the front cover. If you have a log set or fireplace, you may want to carefully remove the logs.
4. There is a small pilot air inlet hole approximately 2" from where the pilot flame comes out of the pilot assembly. Some models have a metal "saddle" or metal strip over the inlet hole on the body of the pilot. You will need to VERY CAREFULLY lift the saddle or metal strip from the pilot tube just enough to position the tube on the can of compressed air under it (see diagrams below).
5. Point the tube toward the area where the flame comes out of the pilot and give a couple of quick shots of air.

⚠ CAUTION: Always blow the air in the direction of the gas flow to blow dust, dirt, and lint out of the pilot tube. Blowing air into the gas line will damage the orifice in the pilot assembly and will clog the gas line.

6. Replace logs (where appropriate) according to owner's manual.
7. Replace front cover (where appropriate) according to owner's manual.

Cleaning the pilot removes any dust, dirt, lint, or pet hair that may clog the air-mixing chamber during the months of non-use of the heater.

For more information on the care and maintenance of your unit, refer to your owner's manual, call 1-866-328-4537, or visit our web page at <http://fmisupport.hcents.com/>



2701 South Harbor Blvd.
Santa Ana, CA 92704-5803
www.fmiproducts.com